

# SCETI

**SCETI K.K.**

3-6-7 Kasumigaseki, Chiyoda-ku, Tokyo 100-0013, JAPAN

Tel +81(3) 5510-2347 Fax +81(3) 5510-0133

URL: <http://www.sceti.jp/export/> e-mail: [exp-pet@sceti.co.jp](mailto:exp-pet@sceti.co.jp)

# Technical Data

**97751**

**Active Ghrelin ELISA**

**97752**

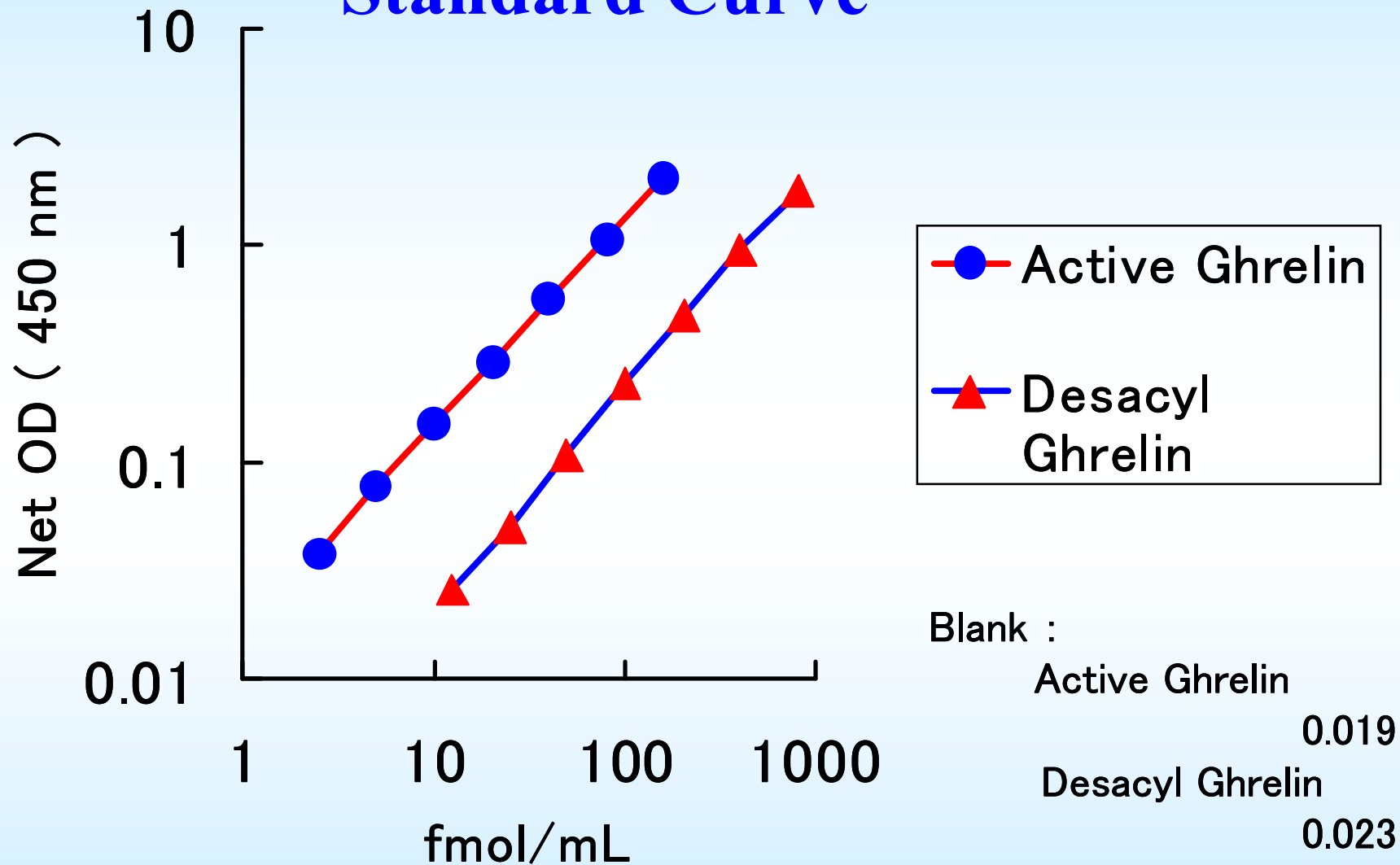
**Desacyl-Ghrelin ELISA**

**'Highest Quality' and 'Unique' solutions,  
from Japan to the world**

SCETI Export Team delivers to worldwide users high quality and unique Japan made products including immunoassays, reagents, antibodies and bioscience related solutions.

 Japan

## Standard Curve



## Intra Assay Precision ( n=5 )

### Active-Ghrelin ELISA

	Average	SD	CV
Specimen A	47.1	2.6	5.5 %
Specimen B	35.6	1.4	3.8 %
Specimen C	85.5	3.0	3.5 %

### Desacyl-Ghrelin ELISA

	Average	SD	CV
Specimen D	55.5	2.0	3.6 %
Specimen E	134.3	6.3	4.7 %
Specimen F	474.0	10.0	2.1 %

## Inter Assay Precision ( n=3 )

### Active-Ghrelin ELISA

	Average	SD	CV
Specimen G	38.0	1.0	2.6 %
Specimen H	31.3	1.2	3.9 %
Specimen I	63.7	2.5	4.0 %

### Desacyl-Ghrelin ELISA

	Average	SD	CV
Specimen J	63.6	5.5	8.6 %
Specimen K	162.2	6.8	4.2 %
Specimen L	459.8	33.1	7.2 %

## Recovery Assay in Human Plasma

### Active-Ghrelin ELISA

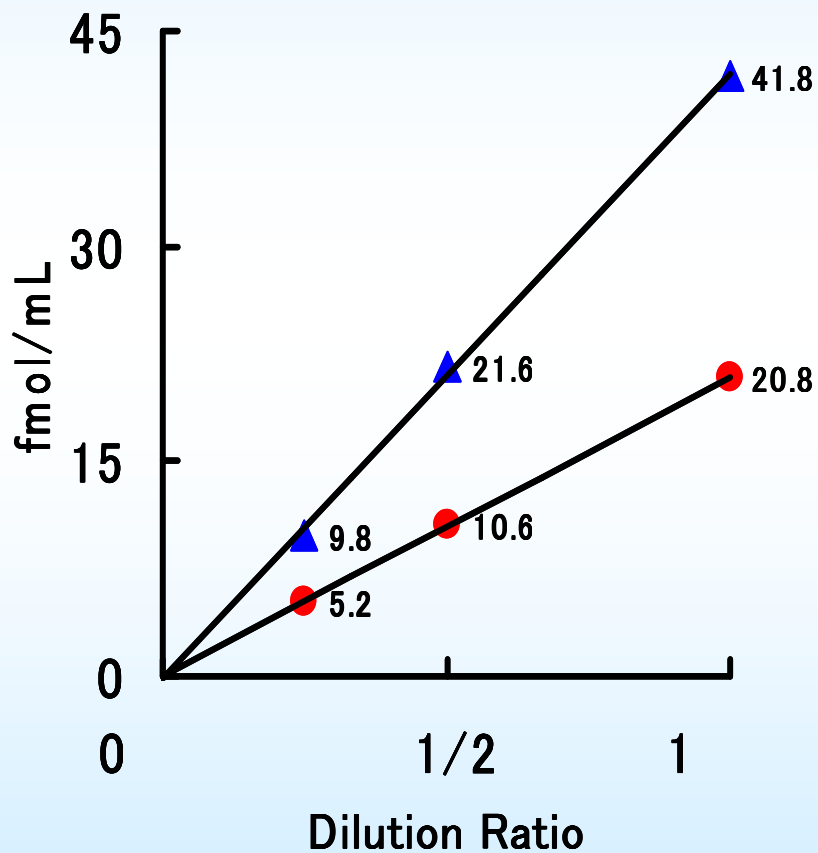
	Basic Value	Theoretical Value	Measured Value	Recovery
Specimen C	41.8	71.4	74.4	104 %
Specimen D	20.8	55.6	58.6	105 %

### Desacyl-Ghrelin ELISA

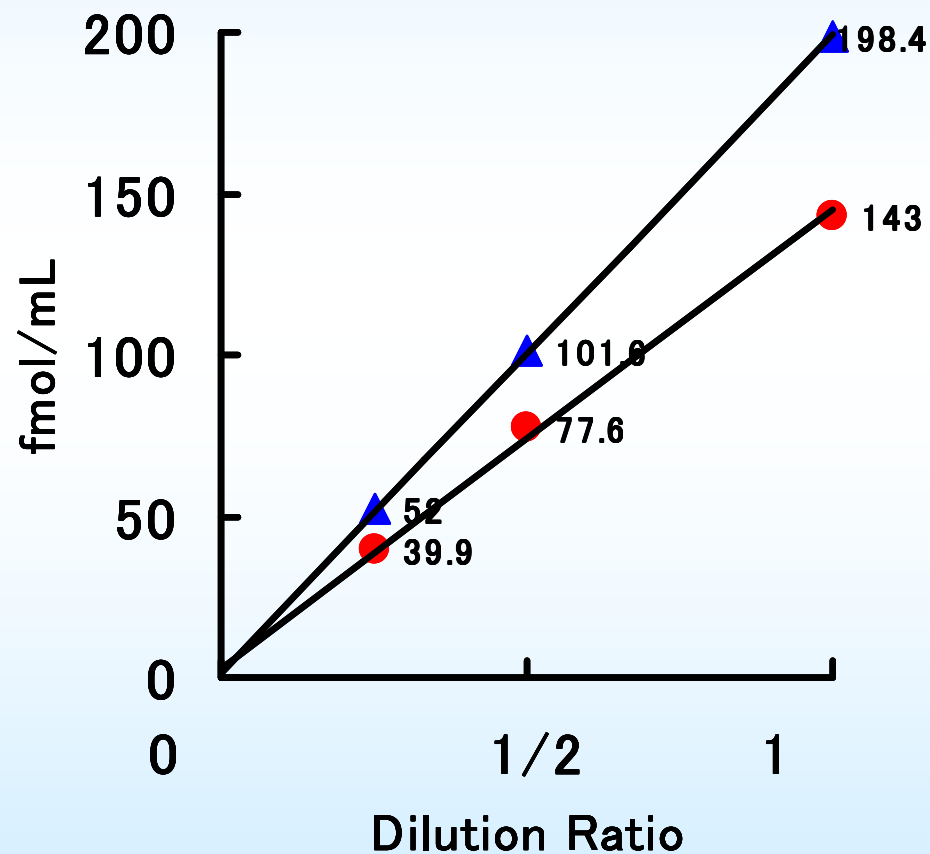
	Basic Value	Theoretical Value	Measured Value	Recovery
Specimen E	53.3	362.6	310.8	86 %
Specimen F	43.8	355.1	338.2	95 %

## Dilution Linierity of Human Plasma Specimens

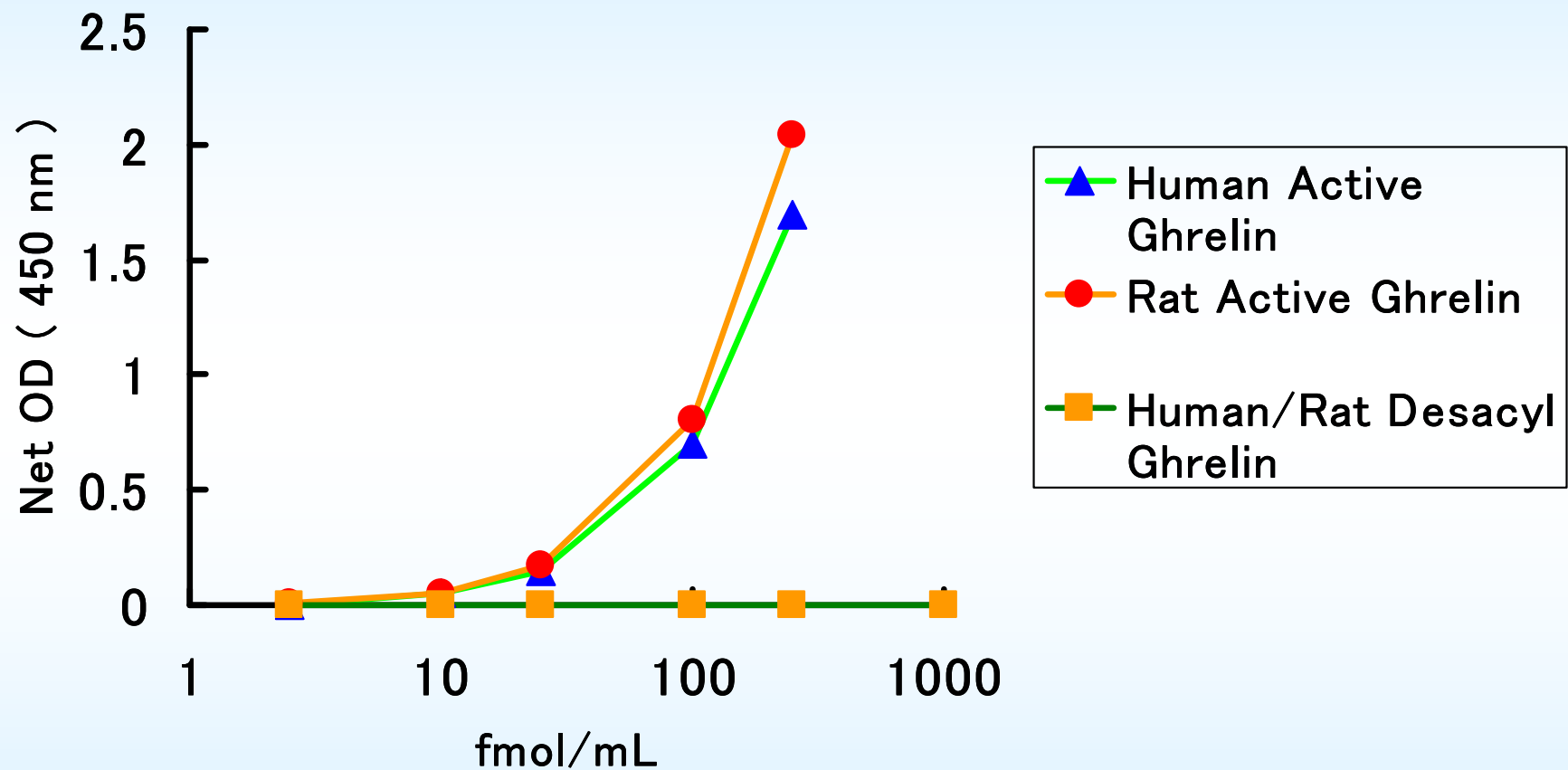
### Active Ghrelin ELISA



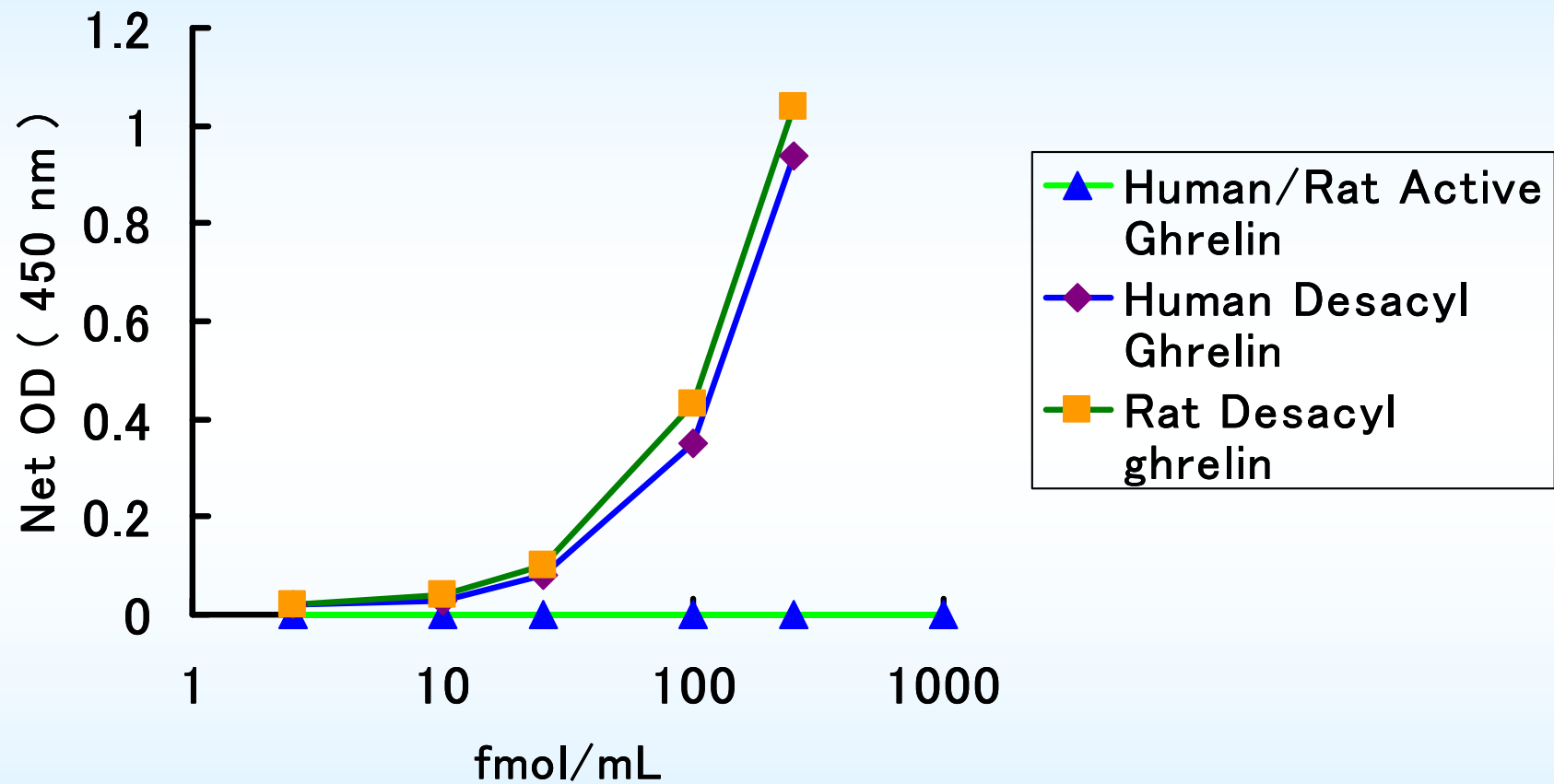
### Desacyl Ghrelin ELISA



## Specificity of Active Ghrelin ELISA



## Specificity of Desacyl Ghrelin ELISA



## Normal Healthy Donors Range (50 Donors)

	Active ghrelin	Desacyl-ghrelin
n	50	50
Mean	19.6	59.5
S.D.	16.1	29.2
Min.	3.7	17.6
Max	83.0	142.7

fmol/mL